



AI-powered revolution in plant sciences: advancements, applications, and challenges for sustainable agriculture and food security

Deependra Kumar Gupta¹, Anselmo Pagani² , Paolo Zamboni², Ajay Kumar Singh^{1*}

¹Department of Botany, KNIPSS, Sultanpur 228001, UP, India

²Department of Translational Medicine, University of Ferrara, 44121 Ferrara, Italy

***Correspondence:** Ajay Kumar Singh, Department of Botany, KNIPSS, Sultanpur 228001, UP, India. drajaysinghknipss@gmail.com

Academic Editor: Fernanda Mozzi, CERELA-CONICET, Argentina

Received: January 27, 2024 **Accepted:** March 29, 2024 **Published:** August 6, 2024

Cite this article: Gupta DK, Pagani A, Zamboni P, Singh AK. AI-powered revolution in plant sciences: advancements, applications, and challenges for sustainable agriculture and food security. *Explor Foods Foodomics*. 2024;2:443–59. <https://doi.org/10.37349/eff.2024.00045>

Abstract

Artificial intelligence (AI) is revolutionizing plant sciences by enabling precise plant species identification, early disease diagnosis, crop yield prediction, and precision agriculture optimization. AI uses machine learning and image recognition to aid ecological research and biodiversity conservation. It plays a crucial role in plant breeding by accelerating the development of resilient, high-yielding crops with desirable traits. AI models using climate and soil data contribute to sustainable agriculture and food security. In plant phenotyping, AI automates the measurement and analysis of plant characteristics, enhancing our understanding of plant growth. Ongoing research aims to improve AI models' robustness and interpretability while addressing data privacy and algorithmic biases. Interdisciplinary collaboration is essential to fully harness AI's potential in plant sciences for a sustainable, food-secure future.

Keywords

Artificial intelligence, plant sciences, precision agriculture, machine learning, sustainable agriculture

Introduction

Artificial intelligence (AI) has emerged as a transformative force across various domains, and its integration into the field of plant sciences is poised to revolutionize the way we understand, cultivate, and sustainably manage plant life [1]. This paper provides a concise overview of the pivotal role of AI in advancing plant sciences, emphasizing its multifaceted applications, benefits, and potential future developments.

The utilization of AI in plant sciences including plant identification, disease diagnosis, yield prediction, phenotyping, and precision agriculture [2, 3]. Machine learning algorithms, coupled with image recognition techniques, have enabled rapid and accurate plant species identification, advancing ecological research as well as biodiversity conservation. AI-driven diagnostic tools empower plant pathologists and agronomists

© The Author(s) 2024. This is an Open Access article licensed under a Creative Commons Attribution 4.0 International License (<https://creativecommons.org/licenses/by/4.0/>), which permits unrestricted use, sharing, adaptation, distribution and reproduction in any medium or format, for any purpose, even commercially, as long as you give appropriate credit to the original author(s) and the source, provide a link to the Creative Commons license, and indicate if changes were made.



to early detection of diseases and pests, facilitating timely interventions that minimize crop losses [4]. Contribution of AI in the field of plant breeding is particularly noteworthy, as it aids in the development of resilient and high-yielding crop varieties. AI models accelerate the selection of superior genetic traits by analyzing vast datasets which accelerates the breeding process [5]. Furthermore, AI-based prediction models are leveraging climate and soil data that offer valuable insights into optimizing crop management practices and mitigating environmental impact [6]. This, in turn, promotes sustainable agriculture and food security in a world struggling with climate change and growing population pressures [7].

In the realm of plant phenotyping, AI-driven technologies automate the measurement and analysis of plant characteristics which provides a deeper understanding of plant growth and adaptation mechanisms for scientists [8]. The real-time monitoring of plant health and growth opens new avenues for innovative research and improved crop management practices [9].

Although the influence of AI on plant sciences is significant, ongoing research efforts are focused on enhancing AI models for robust and interpretable results [10, 11]. There is also increasing attention to ethical considerations regarding data privacy, algorithm biases, and the responsible use of AI in agriculture [12]. In addition to these interdisciplinary collaboration among plant scientists, data scientists, and engineers is essential for optimizing the potential of AI in the agricultural field [13].

This article provides an overview of the integration of AI into plant sciences represents a paradigm shift and offers unprecedented capabilities for plant species identification, disease management, breeding, phenotyping, and sustainable agriculture. As this technology continues to evolve, it is essential that stakeholders work together to harness its full potential while addressing the ethical and social implications of its adoption. This abstract highlights the transformative role of AI in advancing our understanding of plant life and optimizing agricultural practices for a more sustainable and food-secure future.

Big data analytics

In recent years, the field of plant science has undergone a major transformation with the advent of big data analytics and AI technologies [2]. The integration of these two fields has opened up new opportunities to understand and improve various aspects of plant biology, agriculture, and crop production [14]. Big data analytics in plant science is the use of advanced computational techniques to analyze large and complex datasets generated from various sources including genomics, phenomics, transcriptomics, proteomics, metabolomics, and environmental sensors [15]. This comprehensive analysis provides researchers to gain valuable insights into plant growth, development, stress responses, disease resistance, and yield optimization as shown below in [Figure 1](#).

Big data analytics techniques play an important role in extracting meaningful information from large-scale plant science datasets [17]. These techniques involve the application of statistical modeling, machine learning algorithms, and AI-based approaches to identify patterns, correlations, and predictive models [18]. Statistical methods such as regression analysis, Principal Component Analysis (PCA), and clustering algorithms help to identify relationships between different variables and group similar samples together [19].

Machine learning algorithms such as random Forests, Support Vector Machines (SVM), deep learning neural networks (DLNNs), and Bayesian networks are employed for tasks such as classification, regression, feature selection, and anomaly detection [20]. The applications of big data analytics in plant science provide numerous applications that contribute to the understanding and improvement of plant biology, agriculture, and crop production. Some of the key applications include:

(a) Genomics and breeding: the employment of big data to enhance the accuracy of complex trait prediction during hybrid breeding of crop plants [21]. Big data analytics enables the identification of genetic variations associated with desirable traits in plants [21].

(b) Phenomics and crop improvement: phenomics data obtained from high-throughput phenotyping platforms can be analyzed using big data analytics techniques to understand the complex relationships

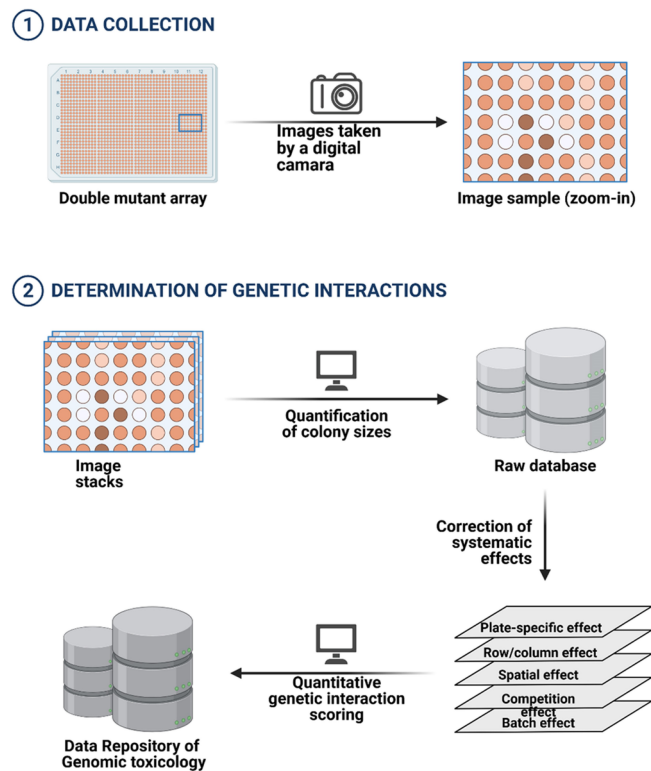


Figure 1. Blockchain in genomic toxicology. Digital gene interactions by synthetic gene array and storage of quantitative genetic interaction score in a blockchain data repository. The query genes are extracted from toxin-led mutants to determine genetic interaction with the ones from the original genome. The images of an array are taken by a digital camera and these image stacks are quantified and a raw database is created. The correction in this raw data with respect to different effects leads to genetic interaction scores which are stored in blockchain data repositories of genomic toxicology [16]

Note. Reprinted from “Digital Transformation in Toxicology: Improving Communication and Efficiency in Risk Assessment” by Singh AV, Bansod G, Mahajan M, Dietrich P, Singh SP, Rav K, et al. ACS Omega. 2023;8:21377–90 (<https://doi.org/10.1021/acsomega.3c00596>). CC BY.

between genotype and phenotype [22]. This analysis helps to identify key traits that contribute to crop performance under different environmental conditions [22]. By integrating phenomics and genomics data, researchers can develop predictive models for crop performance and optimize breeding [23].

(c) Crop monitoring and precision agriculture: big data analytics with AI technologies enable real-time monitoring of crops using remote sensing, satellite imagery, and sensor networks [24, 25]. This allows farmers to make informed decisions regarding irrigation, fertilization, pest control, and harvesting based on accurate and updated information about crop health, growth stage, and yield potential [26, 27].

(d) Plant disease diagnosis and management: big data analytics can help in the early detection and diagnosis of plant diseases by analyzing large-scale datasets containing information about disease symptoms, environmental factors, and pathogen genomics [28].

(e) Climate change adaptation: big data analytics can help in understanding the impact of climate change on plant growth, development, and distribution [29–32]. By analyzing historical climate data and plant performance data, researchers can identify regions or specific crops that are most sensitive to climate change [33–35].

Blockchain technology

Blockchain technology is a decentralized and distributed ledger system that enables secure and transparent transactions as shown below in Figure 2 [36]. It has attracted significant attention in recent years due to its potential applications in plant science [37]. Blockchain technology along with AI can revolutionize the way plant science research is conducted, data is managed, and collaborations are established [38].

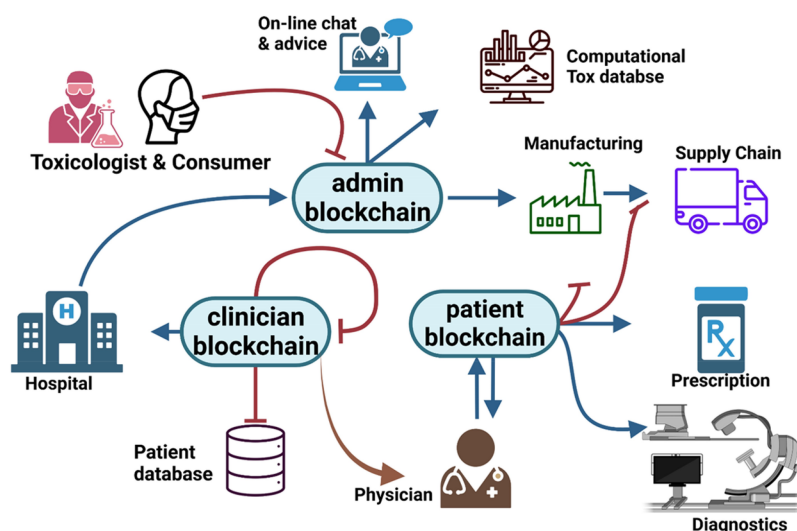


Figure 2. Blockchain technology in toxicology can aid in decentralized data keeping and evaluate data that and potential risks to consumers with exposure risks through available chemical databases. Material Safety Datasheet (MSDS) contains information about potential hazard-causing agents and how to work with them. Blockchain also involves traceability in the distribution network and the use of product barcodes in manufacturing. Collection, analysis, and evaluation of the data in lab testing and pharmacies are possible due to blockchain [36]

Note. Reprinted from “Digital Transformation in Toxicology: Improving Communication and Efficiency in Risk Assessment” by Singh AV, Bansod G, Mahajan M, Dietrich P, Singh SP, Rav K, et al. ACS Omega. 2023;8:21377–90 (<https://doi.org/10.1021/acsomega.3c00596>). CC-BY.

One of the biggest challenges in plant science research is the lack of transparency and trust in data sharing and collaboration [39]. Researchers often face difficulties in accessing and verifying data, which hindering progress and slows scientific discoveries. Blockchain technology can address these challenges by providing a secure and immutable platform for storing, sharing, and verifying data [40, 41]. Moreover, blockchain technology can help combat counterfeit seeds or plants by providing a tamper-proof record of their origin and authenticity. This is important in plant breeding programs where maintaining the integrity of genetic resources is essential for development of new varieties [42].

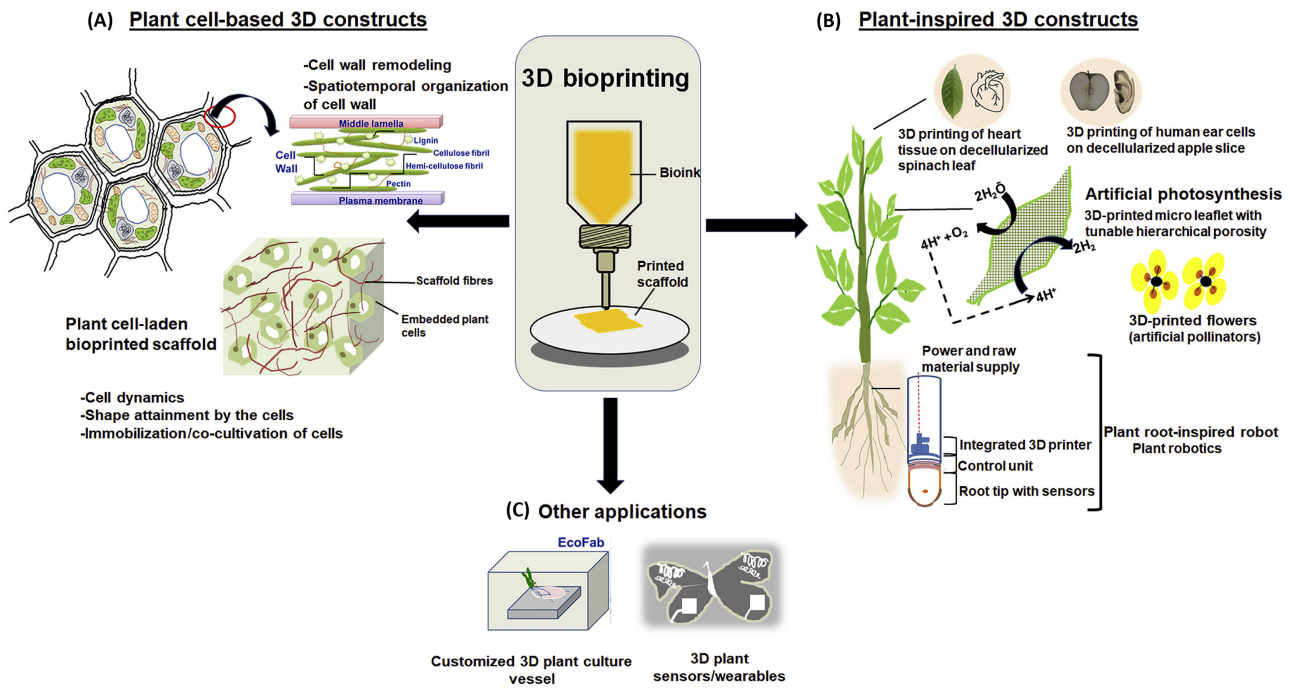
3-D printing

3-D printing also known as additive manufacturing, is a revolutionary technology that has attracted significant attention in various fields, including plant science [43]. When it comes to the intersection of 3-D printing and plant science, AI plays a key role in enhancing the capabilities and applications of this technology [43].

- Tissue engineering and organogenesis: one of the key applications of 3-D printing in plant science is tissue engineering and organogenesis [44]. Using AI algorithms, scientists can design and create complex structures that mimic the architecture of plant tissues and organs [45] (Figure 3).
- Precision agriculture: another area where 3-D printing intersects with AI in plant science is precision agriculture [47]. Precision agriculture’s aim is to optimize crop production by monitoring and managing agricultural practices using data-driven approaches [47, 48]. By integrating AI algorithms with 3-D printing technology, farmers can create tools and equipment customized to the specific requirements of their crops [49].
- Plant micropropagation: plant micropropagation, also known as tissue culture, is a technique for rapidly propagate plants in a controlled environment. The combination of 3-D printing and AI could revolutionize this process by enabling the production of customized growing media and plant culture containers [44].

Machine learning

Machine learning in plant science is a rapidly growing field that uses AI techniques to analyze and interpret complex biological data related to plants [50]. By applying machine learning algorithms to large datasets,



Trends in Plant Science

Figure 3. Exploring the growth and possibilities of 3-D bioprinting in advancing plant science research [46]
Note. Reprinted with permission from “3D Bioprinting in Plant Science: An Interdisciplinary Approach” by Mehrotra S, Kumar S, Srivastava V, Mishra T, Mishra BN. Trends Plant Sci. 2020;25:9–13 (<https://doi.org/10.1016/j.tplants.2019.10.014>). © 2019 Elsevier Ltd.

researchers can uncover patterns that make predictions and gain insights into various aspects of plant biology including plant growth, development, disease resistance, and crop yield optimization [5]. This integration of machine learning and plant science has the potential to revolutionize agriculture and contribute to sustainable food production [45].

One of the primary applications of machine learning in plant science is in plant phenotyping [5, 51]. Phenotyping involves the measurement and analysis of observable traits and characteristics of plants, such as leaf area, height, biomass, and photosynthetic efficiency [52]. Traditionally, phenotyping has been a labor-intensive and time-consuming process [23]. However, with the advent of machine learning techniques, it is now possible to automate and simplify this process [53].

Machine learning algorithms can be trained on large datasets of plant images or sensor data collected from various sources such as drones, satellites, and field sensors [54]. From these data sources, these algorithms have the capability to recognize patterns and extract valuable information [28]. For example, convolutional neural networks (CNNs) a type of deep learning algorithm, have been successfully used to classify different plant species based on images of leaves. By analyzing thousands of leaf images with known species labels, CNNs can learn to identify key features that distinguish one species from another [55].

Machine learning can help in the optimization of crop management practices. Algorithms can identify optimal planting dates, irrigation schedules, and fertilizer application rates by analyzing large data sets that include information on soil properties, weather conditions, and crop performance [56].

Machine learning techniques are also being applied to plant genomics and transcriptomics. Genomic data provide valuable insight into the genetic basis of plant traits and responses to environmental stimuli [5]. Machine learning algorithms can analyze genomic data to identify genes associated with specific traits and predict gene functions [57]. Similarly, machine learning can analyze transcriptomic data that captures pattern of gene expression under diverse circumstances to understand how plants respond to various stresses and treatments [58, 59] (Figure 4).

In the context of plant science, machine learning algorithms are employed in plant sciences to analyze plant-related data, such as genomic information, phenotypic traits, environmental factors, and agronomic

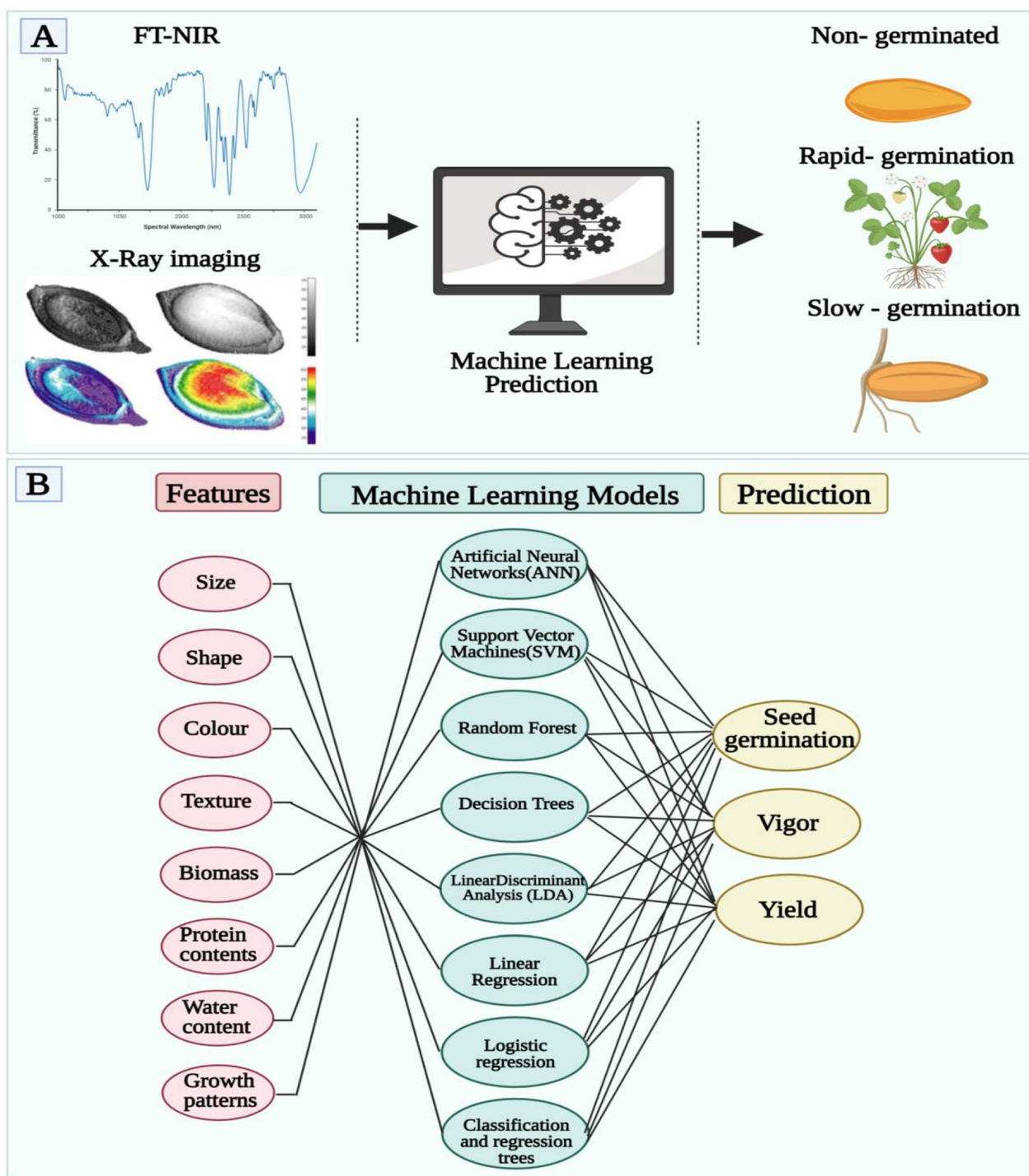


Figure 4. Artificial intelligence (AI) and Machine learning (ML) may assist with Infrared spectroscopy and X-ray image data mining and curation. AI & ML may further complement via optimizing seed priming technology based on chemi-analytic profiling for heat and moisture content assisting in breaking seed dormancy. Post nano-priming, AI feedback tools help in managing irrigation, water usage, and soil management thereby leading to efficient seed production for the future [60]

Note. Reprinted from "Sustainable Agriculture through Multidisciplinary Seed Nanoprimering: Prospects of Opportunities and Challenges" by Shelar A, Singh AV, Maharjan RS, Laux P, Luch A, Gemmati D, et al. *Cells*. 2021;10:2428 (<https://doi.org/10.3390/cells10092428>). CC BY.

practices to gain insights about plant biology, improve crop yield and quality, and optimize agricultural practices [50].

Supervised learning algorithms

Supervised learning algorithms are widely used in plant science to build predictive models based on labeled training data [61]. These algorithms learn from input-output pairs and can be used for tasks such as plant

disease diagnosis, yield prediction, and crop classification. Supervised learning algorithms commonly used in plant science include:

- SVM: SVM is a powerful algorithm that can be used for both classification and regression tasks [62].
- Random Forests: Random Forest is an ensemble learning method that combines multiple decision trees to make predictions. Each tree is trained with a random subset of the training data and features to reduce overfitting and improve generalization [63].
- Gradient Boosting: Gradient Boosting is another ensemble learning technique that combines multiple weak learners (usually decision trees) to build a powerful predictive model. It has been successfully used in plant science for tasks such as predicting crop yields, diagnosing diseases, and predicting traits [64].

Unsupervised learning algorithms

Unsupervised learning algorithms are used to discover patterns and structures in unlabeled data without using predefined outputs [65]. These algorithms are particularly useful in plant science for tasks such as clustering similar plants, identifying hidden patterns in gene expression data, and discovering new plant traits. Some common unsupervised learning algorithms used in plant science include:

- K-means Clustering: K-means clustering is a common algorithm used to partition data into a specified number of clusters [66]. The aim is to minimize the distance between data points within each cluster while maximizing the distance between different clusters. K-means clustering is used in plant science for tasks such as plant phenotyping, genotypic clustering, and trait recognition [50].
- PCA: PCA is a dimensionality reduction technique that transforms high-dimensional data into a low-dimensional space while preserving the most important information [67]. PCA has been widely used in plant science for tasks such as gene expression analysis, trait visualization, and trait selection [68, 69].
- Self-Organizing Maps (SOM): SOM are a type of artificial neural network (ANN) that learns to map high-dimensional input data onto a low-dimensional network grid of nodes or neurons [70, 71]. SOMs are used in plant science for tasks such as gene expression analysis, phenotypic mapping, and genotype-phenotype association studies [72].

Expert systems and fuzzy logic

Expert systems and fuzzy logic are two important concepts in the field of AI and have been applied in various domains, including plant science [73, 74]. These techniques are used to improve decision-making processes, improve plant growth and productivity, and optimize resource management in agricultural practices [75].

An expert system is a computer-based system that mimics the decision-making abilities of a human expert in a certain field [76]. It consists of a database that stores domain-specific information and an inference engine, which uses logical rules to reason and make decisions based on the available information [77]. In the context of plant science, expert systems can be developed to assist in tasks such as diagnosing plant diseases, recommending suitable fertilizers and pesticides, and providing guidance on crop management practices [78].

Fuzzy Logic, on the other hand, is a mathematical framework that deals with the uncertainty and imprecision of decision-making processes [79]. In contrast to traditional binary logic, which deals with definite values (true or false), fuzzy logic allows for degrees of truth between 0 and 1. This flexibility allows fuzzy logic to handle complex and ambiguous situations more effectively [80]. In plant science, fuzzy logic has been applied in various fields such as crop forecasting, yield prediction irrigation scheduling, and pest management. Integrating expert systems and fuzzy logic into plant science can lead to more intelligent and efficient agricultural practices [81].

ANNs and genetic algorithms

ANN is a computational model inspired by the structure and functions of biological neural networks in the human brain [82]. They consist of interconnected nodes called artificial neurons or units that process and transmit information through weighted connections [83]. On the other hand, genetic algorithms (GAs) are search algorithms based on the principles of natural selection and genetics [84]. They imitate evolutionary processes to find optimal solutions to complex problems [84].

ANNs have been successfully employed in various plant science tasks. For example, in plant classification, ANNs can be trained on large plant image datasets to accurately identify different species or cultivars [85]. By learning from a diverse set of features such as leaf shape, color, texture, and venation patterns, ANNs can classify plants with high accuracy [55, 86, 87]. It has implications for biodiversity conservation, ecological research, and agriculture [88]. In disease diagnosis, ANNs have shown promising results in identifying plant diseases based on symptoms and visual signals [89]. This allows early detection and rapid intervention, preventing the spread of disease and minimizing crop losses [90].

GAs have also been applied in plant science, especially in optimization problems [91]. For example, GA has been used to optimize irrigation schedules, with the goal of determining optimal watering rates and timing to maximize crop yield and minimizing water consumption [91]. By representing different irrigation strategies as candidate solutions and evaluating their suitability based on predefined criteria (e.g., yield, water use efficiency, etc.), GAs can search for near-optimal solutions in a large solution space [92, 93]. Similarly, GA has also been used to optimize crop management, including determining optimal plant density, fertilizer application rates, and pest control strategies [94].

Predictive analytics

Predictive analytics uses statistical models, machine learning algorithms, and data mining techniques to extract meaningful patterns and relationships from large data sets [95]. In the context of plant science, these techniques can be applied to various types of data, including genomic data, phenotypic data, environmental data, and historical crop yield data [96]. By analyzing these datasets, predictive analytics can help researchers and farmers make informed decisions about crop management, disease prevention, crop yield optimization, and resource allocation [96].

One of the most important applications of predictive analytics in plant science is crop yield prediction. By analyzing past crop yield data along with environmental factors such as weather conditions, soil quality, and nutrient availability, AI algorithms can learn patterns and relationships that can be used to predict future crop yields [97].

Another important application of predictive analytics in plant science is disease detection and prevention. Plant diseases can seriously affect crop yield and overall agricultural productivity [97].

In addition to these applications, predictive analytics in plant science can also be used for genomic selection, crop breeding, trait prediction, climate change impact assessment, etc. [98, 99].

Agents and robotics

In recent years, the integration of AI technologies such as agents and robotics has significantly impacted the field of plant science. An intelligent agent is a computer program that can perceive the environment, draw conclusions, and take action to achieve a specific goal [100]. In the context of plant science, intelligent agents can be used to automate tasks such as data collection, analysis, and decision-making. For example, autonomous robots equipped with sensors and cameras can be deployed in agricultural fields to collect data on plant growth, soil conditions, and pest infestation [101]. These agents can use AI algorithms to analyze the collected data and provide real-time insights to farmers and agronomists.

Robotics refers to the design, development, and application of use of robots. A robot is a mechanical device that is programmed to perform tasks autonomously or semi-autonomously [102].

In the context of plant science, robots are designed to interact with plants and their environment to collect data, conduct experiments, and performs specific tasks [103].

These robots can be equipped with a variety of sensors, actuators, and imaging systems to gather information about plant growth, health, and environmental conditions [104].

By combining robotics with AI techniques such as machine learning and computer vision, researchers can create intelligent systems that can automate phenotyping, optimize resource in precision agriculture, accelerate plant breeding, and improve crop protection strategies [105]. These advances can improve crop yields, enhance sustainability, and respond to the challenges of climate change in agriculture.

Internet of Things sensors

In recent years, the integration of Internet of Things (IoT) sensors and AI has revolutionized various fields including plant science [106]. IoT sensors are devices that collect and transmit data from the physical environment and send it to a central system, where AI algorithms analyze this data to gain valuable insights and make informed decisions [107].

In the context of plant science, IoT sensors play an important role in monitoring and optimizing various aspects of plant growth, health, and productivity. This comprehensive integration has led to advances in precision agriculture, smart farming, and sustainable crop management practices [108]. One of the key applications of IoT sensors in plant science is environmental monitoring. These sensors can measure parameters such as temperature, humidity, light intensity, soil moisture and nutrient content in real-time [106]. Another important application of IoT sensors in plant science is in pest and disease management [109]. Early detection and prevention of pests and diseases are crucial to minimize crop losses and reduce the need for chemical interventions [110].

Object image capture and analysis

Object image capture refers to the process of obtaining high-quality images of plants or plant parts for further analysis [111, 112]. In the context of plant science, this usually involves capturing images of leaves, flowers, fruits, or whole plants using various imaging techniques such as digital cameras, hyperspectral imaging, or 3-D scanners [113]. The goal is to obtain detailed visual information that can be used to extract relevant and meaningful features and characteristics of plants [112].

For example, computer vision algorithms can automatically identify, recognize, and track plants based on images, enabling the development of autonomous robotic systems that can capture images of plants in large-scale field trials. These systems can be equipped with cameras mounted on drones or ground-based platforms to capture images from different angles and perspectives [112, 114].

Image analysis

Once the images are captured, AI techniques are used to analyze them and extract valuable information from them. Image analysis in plant science includes various tasks such as segmentation, feature extraction, classification, and quantification [115, 116].

Applications in plant science

Some notable applications include:

- **Plant phenotyping:** AI-based image analysis enables efficient phenotyping by automatically extracting and quantifying various plant traits from large-scale image data sets [117, 118].
- **Disease detection:** early detection of plant diseases is crucial for effective disease management in agriculture [119, 120].
- **Yield prediction and crop management:** by analyzing images of plants throughout their growth stages, AI models can estimate crop yields based on factors such as plant density, canopy cover, and fruit count [121].

Application of ANN in plant science

ANNs have found numerous applications in plant science and have revolutionized the field by providing powerful tools for data analysis, modeling, and prediction [122]. Plant phenotyping is an important field where ANNs have made significant contributions [123]. The prediction of crop yield is another important application of ANNs in plant science. Accurate yield prediction is essential to optimize agricultural practices and ensure food security [124].

Diagnosis of plant diseases is a challenging task, but significant benefits can be obtained from the use of ANNs. Plant diseases can cause significant economic losses by reducing crop yields or even complete crop failure [125]. ANNs can be trained on large datasets containing information about disease symptoms, environmental conditions, and the occurrence of pathogens to develop accurate diagnostic models [123, 124].

Gene expression analysis is another area where ANNs have been successfully used in plant science. ANNs can analyze large-scale gene expression datasets to identify patterns and relationships between genes and their functions [126].

ANNs use experimental data to identify the relationships between environmental factors (such as light, temperature, and nutrient availability) and plant growth parameters (such as leaf area, biomass accumulation, and root development) [127].

Conclusion

In conclusion, the integration of AI into plant sciences has ushered in a transformative era. It has opened up new avenues for understanding and managing plant life, which is useful for ecological research, biodiversity conservation, disease detection, crop breeding, and sustainable agriculture. The potential of AI in this field is immense, but it comes with the responsibility of refining AI models for robustness and addressing ethical considerations. As we navigate this exciting journey, interdisciplinary collaboration remains the cornerstone that guides us toward a future that is not only more sustainable but also more food-secure. AI in plant sciences represents a powerful tool in our quest to feed a growing global population while preserving our environment.

Abbreviations

AI: artificial intelligence

ANN: artificial neural network

GAs: genetic algorithms

IoT: Internet of Things

PCA: Principal Component Analysis

SOM: Self-Organizing Maps

Declarations

Acknowledgments

During the preparation of this work, the authors used the QuillBot and Perplexity AI to improve the language and readability of the paper. After using the tool/service, the authors reviewed and edited the content as needed and took full responsibility for the content of the publication.

Author contributions

DKG: Conceptualization, Methodology, Data curation, Writing—original draft. AP: Investigation, Formal analysis, Visualization, Writing—review & editing. PZ: Supervision, Project administration, Funding acquisition, Writing—review & editing. AKS: Software, Validation, Writing—review & editing. Each author

has contributed significantly to the research project, and the order of authors reflects their respective roles in the study. All authors read and approved the submitted version.

Conflicts of interest

Not applicable.

Ethical approval

Not applicable.

Consent to participate

Not applicable.

Consent to publication

Not applicable.

Availability of data and materials

Not applicable.

Funding

Not applicable.

Copyright

© The Author(s) 2024.

References

1. Singh AV, Chandrasekar V, Janapareddy P, Mathews DE, Laux P, Luch A, et al. Emerging Application of Nanorobotics and Artificial Intelligence To Cross the BBB: Advances in Design, Controlled Maneuvering, and Targeting of the Barriers. *ACS Chem Neurosci*. 2021;12:1835–53. [DOI] [PubMed]
2. Javaid M, Haleem A, Khan IH, Suman R. Understanding the potential applications of Artificial Intelligence in Agriculture Sector. *Adv Agron*. 2023;2:15–30. [DOI]
3. Garske B, Bau A, Ekardt F. Digitalization and AI in European Agriculture: A Strategy for Achieving Climate and Biodiversity Targets? *Sustainability*. 2021;13:4652. [DOI]
4. Shoaib M, Shah B, Ei-Sappagh S, Ali A, Ullah A, Alenezi F, et al. An advanced deep learning models-based plant disease detection: A review of recent research. *Front Plant Sci*. 2023;14:1158933. [DOI] [PubMed] [PMC]
5. Najafabadi MY, Hesami M, Eskandari M. Machine Learning-Assisted Approaches in Modernized Plant Breeding Programs. *Genes (Basel)*. 2023;14:777. [DOI] [PubMed] [PMC]
6. Singh AV, Rosenkranz D, Ansari MHD, Singh R, Kanase A, Singh SP, et al. Artificial Intelligence and Machine Learning Empower Advanced Biomedical Material Design to Toxicity Prediction. *Adv Intell Syst*. 2020;2:202000084. [DOI]
7. Talaviya T, Shah D, Patel N, Yagnik H, Shah M. Implementation of artificial intelligence in agriculture for optimisation of irrigation and application of pesticides and herbicides. *AIIA*. 2020;4:58–73. [DOI]
8. Singh AV, Ansari MHD, Rosenkranz D, Maharjan RS, Kriegel FL, Gandhi K, et al. Artificial Intelligence and Machine Learning in Computational Nanotoxicology: Unlocking and Empowering Nanomedicine. *Adv Healthc Mater*. 2020;9:e1901862. [DOI] [PubMed]
9. Roper JM, Garcia JF, Tsutsui H. Emerging Technologies for Monitoring Plant Health in Vivo. *ACS Omega*. 2021;6:5101–7. [DOI] [PubMed] [PMC]
10. Shah V, Konda SR. Neural Networks and Explainable AI: Bridging the Gap between Models and Interpretability. *IJCST*. 2021;5:163–76. [DOI]

11. Rudin C, Chen C, Chen Z, Huang H, Semenova L, Zhong C. Interpretable machine learning: Fundamental principles and 10 grand challenges. *Statist Surv.* 2022;16:1–85. [DOI]
12. Singh AV, Chandrasekar V, Paudel N, Laux P, Luch A, Gemmati D, et al. Integrative toxicogenomics: Advancing precision medicine and toxicology through artificial intelligence and OMICs technology. *Biomed Pharmacother.* 2023;163:114784. [DOI] [PubMed]
13. Ryan M, Isakhanyan G, Tekinerdogan B. An interdisciplinary approach to artificial intelligence in agriculture. *NJAS.* 2023;95:2168568. [DOI]
14. Ma C, Zhang HH, Wang X. Machine learning for Big Data analytics in plants. *Trends Plant Sci.* 2014;19:798–808. [DOI] [PubMed]
15. Javaid M, Haleem A, Singh RP, Suman R. Enhancing smart farming through the applications of Agriculture 4.0 technologies. *IJIN.* 2022;3:150–64. [DOI]
16. Singh AV, Bansod G, Mahajan M, Dietrich P, Singh SP, Rav K, et al. Digital Transformation in Toxicology: Improving Communication and Efficiency in Risk Assessment. *ACS Omega.* 2023;8:21377–90. [DOI] [PubMed] [PMC]
17. Khiarak JN, Valizadeh-Kamran R, Heydariyan A, Damghani N. Big data Analysis in Plant Science and Machine Learning Tool Applications in Genomics and Proteomics. *IJCSE.* 2018;4:23–31. [DOI]
18. Aditya Shastry K, Sanjay H. Data Analysis and Prediction Using Big Data Analytics in Agriculture. In: Pattnaik P, Kumar R, Pal S, editors. *Internet of Things and Analytics for Agriculture.* Singapore: Springer; 2020. pp. 201–24. [DOI]
19. Paudel N, Rai M, Adhikari S, Thapa A, Bharati S, Maharjan B, et al. Green Extraction, Phytochemical Profiling, and Biological Evaluation of *Dysphania ambrosioides*: An *In Silico* and *In Vitro* Medicinal Investigation. *J Herbs Spices Med Plants.* 2023;30:97–114. [DOI]
20. Singh AV, Maharjan R, Kanase A, Siewert K, Rosenkranz D, Singh R, et al. Machine-Learning-Based Approach to Decode the Influence of Nanomaterial Properties on Their Interaction with Cells. *ACS Appl Mater Interfaces.* 2021;13:1943–55. [DOI] [PubMed]
21. Singh RK, Prasad M. Big genomic data analysis leads to more accurate trait prediction in hybrid breeding for yield enhancement in crop plants. *Plant Cell Rep.* 2021;40:2009–11. [DOI] [PubMed]
22. Esposito S, Carputo D, Cardi T, Tripodi P. Applications and Trends of Machine Learning in Genomics and Phenomics for Next-Generation Breeding. *Plants (Basel).* 2019;9:34. [DOI] [PubMed] [PMC]
23. Yang W, Feng H, Zhang X, Zhang J, Doonan JH, Batchelor WD, et al. Crop Phenomics and High-Throughput Phenotyping: Past Decades, Current Challenges, and Future Perspectives. *Mol Plant.* 2020;13:187–214. [DOI] [PubMed]
24. Sishodia RP, Ray RL, Singh SK. Applications of Remote Sensing in Precision Agriculture: A Review. *Remote Sens.* 2020;12:3136. [DOI]
25. Zhang J, Gai M, Ignatov AV, Dyakov SA, Wang J, Gippius NA, et al. Stimuli-Responsive Microarray Films for Real-Time Sensing of Surrounding Media, Temperature, and Solution Properties via Diffraction Patterns. *ACS Appl Mater Interfaces.* 2020;12:19080–91. [DOI] [PubMed]
26. Igado J, Short NM, Roberts DP, Vandenberg B. Big Data Analysis for Sustainable Agriculture on a Geospatial Cloud Framework. *FSUFS.* 2019;3:54. [DOI]
27. Badawy MEI, Rabea EI. A Biopolymer Chitosan and Its Derivatives as Promising Antimicrobial Agents against Plant Pathogens and Their Applications in Crop Protection. *Int J Carbohydr Chem.* 2011;2011:460381. [DOI]
28. Ale L, Sheta A, Li L, Wang Y, Zhang N. Deep Learning Based Plant Disease Detection for Smart Agriculture. In: 2019 IEEE Globecom Workshops (GC Wkshps); 2019 Dec 9–13; Waikoloa, HI, USA. IEEE; 2019. pp. 1–6. [DOI]
29. Hassani E, Huang H, Silva X. Big data and climate change. *BDCC.* 2019;3:12. [DOI]
30. Sebestyén V, Czvetkó T, Abonyi J. The Applicability of Big Data in Climate Change Research: The Importance of System of Systems Thinking. *Front Environ Sci.* 2021;9:1–26. [DOI]

31. Balogun A, Marks D, Sharma R, Shekhar H, Balmes C, Maheng D, et al. Assessing the Potentials of Digitalization as a Tool for Climate Change Adaptation and Sustainable Development in Urban Centres. *SCS*. 2020;53:101888. [DOI]
32. Kamyab H, Khademi T, Chelliapan S, SaberiKamarposhti M, Rezania S, Yusuf M, et al. The latest innovative avenues for the utilization of artificial Intelligence and big data analytics in water resource management. *RINENG*. 2023;20:101566. [DOI]
33. Mangal P, Rajesh A, Misra R. Big data in climate change research: Opportunities and challenges. In: 2020 International Conference on Intelligent Engineering and Management (ICIEM); 2020 June 17–19; London, UK. IEEE; 2020. pp. 321–6. [DOI]
34. Kakani V, Nguyen VH, Kumar BP, Kim H, Pasupuleti VR. A critical review on computer vision and artificial intelligence in food industry. *J Agr Food Res*. 2020;2:100033. [DOI]
35. Cravero A, Bustamante A, Negrier M, Galeas P. Agricultural Big Data Architectures in the Context of Climate Change: A Systematic Literature Review. *Sustainability*. 2022;14:7855. [DOI]
36. Nasnodkar S, Cinar B, Stephanie N. Artificial intelligence in toxicology and pharmacology. *J Eng Res Rep*. 2023;25:192–206. [DOI]
37. Xiong H, Dalhaus T, Wang P, Huang J. Blockchain Technology for Agriculture: Applications and Rationale. *Front Blockchain*. 2020;3:7. [DOI]
38. Patil AS, Tama BA, Park Y, Rhee KH. A framework for blockchain based secure smart green house farming. In: Park J, Loia V, Yi G, Sung Y, editors. *Advances in Computer Science and Ubiquitous Computing*. Singapore: Springer; 2017. pp. 1162–7. [DOI]
39. Jakku E, Taylor B, Fleming A, Mason C, Fielke S, Sounness C, et al. “If they don’t tell us what they do with it, why would we trust them?” Trust, transparency and benefit-sharing in Smart Farming. *NJAS*. 2019;90–1:100285. [DOI]
40. Astill J, Dara RA, Campbell M, Farber JM, Fraser EDG, Sharif S, et al. Transparency in food supply chains: A review of enabling technology solutions. *Trends Food Sci Technol*. 2019;91:240–7. [DOI]
41. Mohammad A, Vargas S. Challenges of Using Blockchain in the Education Sector: A Literature Review. *Appl Sci*. 2022;12:6380. [DOI]
42. Habib G, Sharma S, Ibrahim S, Ahmad I, Qureshi S, Ishfaq M. Blockchain Technology: Benefits, Challenges, Applications, and Integration of Blockchain Technology with Cloud Computing. *Future Internet*. 2022;14:341. [DOI]
43. Kalyan BGP, Kumar L. 3D Printing: Applications in Tissue Engineering, Medical Devices, and Drug Delivery. *AAPS PharmSciTech*. 2022;23:92. [DOI] [PubMed] [PMC]
44. Nath SD, Nilufar S. An Overview of Additive Manufacturing of Polymers and Associated Composites. *Polymers (Basel)*. 2020;12:2719. [DOI] [PubMed] [PMC]
45. Mehrotra S, Kumar S, Srivastava V, Mishra T, Mishra BN. 3D Bioprinting in Plant Science: An Interdisciplinary Approach. *Trends Plant Sci*. 2020;25:9–13. [DOI] [PubMed]
46. Karunathilake EMBM, Le AT, Heo S, Chung YS, Mansoor S. The Path to Smart Farming: Innovations and Opportunities in Precision Agriculture. *Agriculture*. 2023;3:1593. [DOI]
47. Fragassa C, Vitali G, Emmi L, Arru M. A New Procedure for Combining UAV-Based Imagery and Machine Learning in Precision Agriculture. *Sustainability*. 2023;15:998.
48. Punithavathi R, Rani ADC, Sughashini KR, Kurangi C, Nirmala M, Ahmed HFT, et al. Computer Vision and Deep Learning-enabled Weed Detection Model for Precision Agriculture. *Comput Syst Sci Eng*. 2023;44:2759–74. [DOI]
49. Dijk ADJv, Kootstra G, Kruijer W, Ridder Dd. Machine learning in plant science and plant breeding. *iScience*. 2020;24:101890. [DOI] [PubMed] [PMC]
50. Mostafa S, Mondal D, Panjvani K, Kochian L, Stavness I. Explainable deep learning in plant phenotyping. *Front Artif Intell*. 2023;6:1203546. [DOI] [PubMed] [PMC]

51. oltis PS, Nelson G, Zare A, Meineke EK. Plants meet machines: Prospects in machine learning for plant biology. *Appl Plant Sci.* 2020;8:e11371. [DOI]
52. Hirafuji M, Yoichi H, Kiura T, Matsumoto K, Fukatsu T, Tanaka K, et al. Creating high-performance/low-cost ambient sensor cloud system using OpenFS (Open Field Server) for high-throughput phenotyping. In: Kobayashi K, Watanabe K, Hirasawa K, Kurihara Y, Mabu S, Minami M, et al., editors. *SICE Annual Conference 2011*; 2011 Sep 13–18; Tokyo, Japan. IEEE; 2011. pp. 2090–2.
53. Elbasi E, Zaki C, Topcu AE, Abdelbaki W, Zreikat AI, Cina E, et al. Crop Prediction Model Using Machine Learning Algorithms. *Appl Sci.* 2023;13:9288. [DOI]
54. Azlah MAF, Chua LS, Rahmad FR, Abdullah FI, Wan Alwi SR. Review on Techniques for Plant Leaf Classification and Recognition. *Computers.* 2019;8:77. [DOI]
55. Durai SKS, Shamili MD. Smart farming using Machine Learning and Deep Learning techniques. *Decis Anal J.* 2022;3:100041. [DOI]
56. Ansari MHD, Santosh L, Raviraj MK, Srivastava PL, Pandit V, Gade S, et al. Recent Advances in Plant Nanobionics and Nanobiosensors for Toxicology Applications. *Curr Nanosci.* 2020;16:27–41. [DOI]
57. Wang X, Li N, Li W, Gao X, Cha M, Qin L, et al. Advances in Transcriptomics in the Response to Stress in Plants. *Glob Med Genet.* 2020;7:30–4. [DOI] [PubMed] [PMC]
58. Cembrowska-Lech D, Krzemińska A, Miller T, Nowakowska A, Adamski C, Radaczyńska M, et al. An Integrated Multi-Omics and Artificial Intelligence Framework for Advance Plant Phenotyping in Horticulture. *Biology (Basel).* 2023;12:1298. [DOI] [PubMed] [PMC]
59. Singh AV, Chandrasekar V, Laux P, Luch A, Dakua SP, Zamboni P, et al. Micropatterned Neurovascular Interface to Mimic the Blood–Brain Barrier’s Neurophysiology and Micromechanical Function: A BBB-on-CHIP Model. *Cells.* 2022;11:2801. [DOI] [PubMed] [PMC]
60. Yan J, Wang X. Unsupervised and semi-supervised learning: the next frontier in machine learning for plant systems biology. *Plant J.* 2022;111:1527–38. [DOI] [PubMed]
61. Gaye B, Zhang D, Wulamu A. Improvement of Support Vector Machine Algorithm in Big Data Background. *Math Prob Eng.* 2021;2021:5594899. [DOI]
62. Sarker IH. Machine Learning: Algorithms, Real-World Applications and Research Directions. *SN Comput Sci.* 2021;2:160. [DOI] [PubMed] [PMC]
63. Yavuz Ozalp A, Akinci H, Zeybek M. Comparative Analysis of Tree-Based Ensemble Learning Algorithms for Landslide Susceptibility Mapping: A Case Study in Rize, Turkey. *Water.* 2023;15:2661. [DOI]
64. Alloghani M, Al-Jumeily D, Mustafina J, Hussain A, Aljaaf AJ. A Systematic Review on Supervised and Unsupervised Machine Learning Algorithms for Data Science. In: Berry M, Mohamed A, Yap B, editors. *Supervised and Unsupervised Learning for Data Science.* Cham: Springer; 2020. pp. 3–21. [DOI]
65. Jayalakshmi V, Reddy AL, Devi SR, Imran MM. Genetic diversity study through K-Means clustering in germplasm accessions of chickpea (*Cicer arietinum* L.). *EJPB.* 2023;13:1402–7. [DOI]
66. Lever J, Krzywinski M, Altman N. Principal component analysis. *Nat Methods.* 2017;14:641–2. [DOI]
67. Elhaik E. Principal Component Analyses (PCA)-based findings in population genetic studies are highly biased and must be reevaluated. *Sci Rep.* 2022;12:14683. [DOI] [PubMed] [PMC]
68. Mishra D, Dash R, Rath AK, Acharya M. Feature selection in gene expression data using principal component analysis and rough set theory. *Adv Exp Med Biol.* 2011;696:91–100. [DOI] [PubMed]
69. Vesanto J, Alhoniemi E. Clustering of the self-organizing map. *IEEE Trans Neural Netw.* 2000;11: 586–600. [DOI] [PubMed]
70. Chon TS. Self-Organizing Maps applied to ecological sciences. *Ecol Inform.* 2011;6:50–61. [DOI]
71. Rahaman MM, Chen D, Gillani Z, Klukas C, Chen M. Advanced phenotyping and phenotype data analysis for the study of plant growth and development. *Front Plant Sci.* 2015;6:619. [DOI] [PubMed] [PMC]

72. Ganesan N, Tauro CJ. A study of Applications of Fuzzy Logic in Various Domains of Agricultural Sciences. *IJCA*. 2015;975:8887.
73. Djatkov D, Effenberger M, Martinov M. Method for assessing and improving the efficiency of agricultural biogas plants based on fuzzy logic and expert systems. *App Energy*. 2024;134:163–75. [\[DOI\]](#)
74. Papageorgiou EI, Markinos AT, Gemtos TA. Fuzzy cognitive map based approach for predicting yield in cotton crop production as a basis for decision support system in precision agriculture application. *Appl Soft Comput*. 2011;11:3643–57. [\[DOI\]](#)
75. KumarY, JainY. Research aspects of expert system. *Int J Comput Bus Res*. 2012:1.
76. Rai M, Singh AV, Paudel N, Kanase A, Falletta E, Kerkar P, et al. Herbal concoction Unveiled: A computational analysis of phytochemicals' pharmacokinetic and toxicological profiles using novel approach methodologies (NAMs). *Curr Res Toxicol*. 2023;5:100118. [\[DOI\]](#) [\[PubMed\]](#) [\[PMC\]](#)
77. Wakchaure M, Patle BK, Mahindrakar AK. Application of AI techniques and robotics in agriculture: A review. *AILSCI*. 2023;3:100057. [\[DOI\]](#)
78. Liu L, Li F. A Survey on Dynamic Fuzzy Machine Learning. *ACM Comput Surv*. 2022;55:1–42. [\[DOI\]](#)
79. Papageorgiou EI, Aggelopoulou K, GemtosTA, Nanos GD. Development and Evaluation of a Fuzzy Inference System and a Neuro-Fuzzy Inference System for Grading Apple Quality. *Appl Artif Intell*. 2018;32:253–80. [\[DOI\]](#)
80. Heiß A, Paraforos DS, Sharipov GM, Griepentrog HW. Modeling and simulation of a multi-parametric fuzzy expert system for variable rate nitrogen application. *Comput Electron Agr*. 2012;182:106008. [\[DOI\]](#)
81. Chandrasekar V, Ansari MY, Singh AV, Uddin S, Prabhu KS, Dash S, et al. Investigating the Use of Machine Learning Models to Understand the Drugs Permeability Across Placenta. *IEEE Access*. 2023; 11:52726–39. [\[DOI\]](#)
82. Montesinos López OA, Montesinos López A, Crossa J. Fundamentals of Artificial Neural Networks and Deep Learning. In: *Multivariate Statistical Machine Learning Methods for Genomic Prediction*. Cham: Springer; 2022. pp. 379–425. [\[DOI\]](#)
83. Albadr MA, Tiun S, Ayob M, AL-Dhief F. Genetic Algorithm Based on Natural Selection Theory for Optimization Problems. *Symmetry*. 2020;12:1758. [\[DOI\]](#)
84. Tiwari V, Joshi RC, Dutta MK. Dense convolutional neural networks based multiclass plant disease detection and classification using leaf images. *Ecol Inform*. 2021;63:101289. [\[DOI\]](#)
85. Lee CP, Lim KM, Song YX, Alqahtani A. Plant-CNN-ViT: Plant Classification with Ensemble of Convolutional Neural Networks and Vision Transformer. *Plants (Basel)*. 2023;12:2642. [\[DOI\]](#) [\[PubMed\]](#) [\[PMC\]](#)
86. Mahurkar DP, Patidar H. Revealing leaf species through specific contour and region-based features extraction. *e-Prime*. 2023;5:100228.
87. Liu Z, Peng C, Xiang W, Tian D, Deng X, Zhao M. Application of artificial neural networks in global climate change and ecological research: An overview. *Chin Sci Bull*. 2010;55:3853–63. [\[DOI\]](#)
88. Golhani K, Balasundram SK, Vadamalai G, Pradhan B. A review of neural networks in plant disease detection using hyperspectral data. *IPA*. 2018;5:354–71. [\[DOI\]](#)
89. Hassan SM, Maji AK, Jasiński M, Leonowicz Z, Jasińska E. Identification of Plant-Leaf Diseases Using CNN and Transfer-Learning Approach. *Electronics*. 2021;10:1388. [\[DOI\]](#)
90. Rai M, Paudel N, Sakhrie M, Gemmati D, Khan IA, Tisato V, et al. Perspective on Quantitative Structure–Toxicity Relationship (QSTR) Models to Predict Hepatic Biotransformation of Xenobiotics. *Livers*. 2023;3:448–62. [\[DOI\]](#)
91. Cisty M, Bajtek Z, Celar L. A two-stage evolutionary optimization approach for an irrigation system design. *J Hydroinform*. 2017;19:115–22. [\[DOI\]](#)
92. Sangroula U, Han KH, Koo KM, Gnawali K, Yum KT. Optimization of Water Distribution Networks Using Genetic Algorithm Based SOP–WDN Program. *Water*. 2022;14:851. [\[DOI\]](#)

93. Ahmed U, Lin JC-W, SrivastavaG, Djenouri Y. A nutrient recommendation system for soil fertilization based on evolutionary computation. *Comput Electron Agric.* 2021;189:106407. [DOI]
94. epenioti K, Bousdekis A, Apostolou D, Mentzas G. Prescriptive analytics: Literature review and research challenges. *IJIM.* 2020;50:57–70. [DOI]
95. Singh AV, Shelar A, Rai M, Laux P, Thakur M, Dosnkyi I, et al. Harmonization Risks and Rewards: Nano-QSAR for Agricultural Nanomaterials. *J Agric Food Chem.* 2024;72:2835–52. [DOI] [PubMed]
96. Singh AV, Varma M, Rai M, Singh SP, Bansod G, Laux P, et al. Advancing Predictive Risk Assessment of Chemicals via Integrating Machine Learning, Computational Modeling, and Chemical/Nano-Quantitative Structure-Activity Relationship Approaches. *AI SY.* 2024;6:2300366. [DOI]
97. Khan MHU, Wang S, Wang J, Ahmar S, Saeed S, Khan SU, et al. Applications of Artificial Intelligence in Climate-Resilient Smart-Crop Breeding. *Int J Mol Sci.* 2022;23:11156. [DOI] [PubMed] [PMC]
98. Rai KK. Integrating speed breeding with artificial intelligence for developing climate-smart crops. *Mol Biol Rep.* 2022;49:11385–402. [DOI] [PubMed] [PMC]
99. Singh AV, Varma M, Laux P, Choudhary S, Datusalia AK, Gupta N, et al. Artificial intelligence and machine learning disciplines with the potential to improve the nanotoxicology and nanomedicine fields: a comprehensive review. *Arch Toxicol.* 2023;97:963–79. [DOI] [PubMed] [PMC]
100. Atefi A, Ge Y, Pitla S, Schnable J. Robotic Technologies for High-Throughput Plant Phenotyping: Contemporary Reviews and Future Perspectives. *Front Plant Sci.* 2021;12:611940. [DOI] [PubMed] [PMC]
101. Singh AV, Laux P, Luch A, Balkrishnan S, Dakua SP. Bottom-UP assembly of nanorobots: extending synthetic biology to complex material design. *FNN.* 2019;5:1–2. [DOI]
102. Yao L, Zedde Rvd, Kowalchuk G. Recent developments and potential of robotics in plant eco-phenotyping. *Emerg Top Life Sci.* 2021;5:289–300. [DOI] [PubMed] [PMC]
103. Singh AV, Sitti M. Targeted Drug Delivery and Imaging Using Mobile Milli/Microrobots: A Promising Future Towards Theranostic Pharmaceutical Design. *Curr Pharm Des.* 2016;22:1418–28. [DOI] [PubMed]
104. Singh AV, Ansari MHD, Laux P, Luch A. Micro-nanorobots: important considerations when developing novel drug delivery platforms. *Expert Opin Drug Deliv.* 2019;16:1259–75. [DOI] [PubMed]
105. Rajak P, Ganguly A, Adhikary S, Bhattacharya S. Internet of Things and smart sensors in agriculture: Scopes and challenges. *J Agr Food Chem.* 2023;14:100776. [DOI]
106. Alahi MEE, Sukkuea A, Tina FW, Nag A, Kurdthongmee W, Suwannarat K, et al. Integration of IoT-Enabled Technologies and Artificial Intelligence (AI) for Smart City Scenario: Recent Advancements and Future Trends. *Sensors (Basel).* 2023;23:5206. [DOI] [PubMed] [PMC]
107. Dhanaraju M, Chenniappan P, Ramalingam K, Pazhanivelan S, Kaliaperumal R. Smart Farming: Internet of Things (IoT)-Based Sustainable Agriculture. *Agriculture.* 2022;12:1745. [DOI]
108. Nayagam MG, Vijayalakshmi B, Somasundaram K, Mukunthan MA, Yogaraja CA, Partheeban P. Control of pests and diseases in plants using IOT Technology. *Measurement Sensors.* 2023;26:100713. [DOI]
109. Domingues T, Brandão T, Ferreira JC. Machine Learning for Detection and Prediction of Crop Diseases and Pests: A Comprehensive Survey. *Agriculture.* 2022;12:1350. [DOI]
110. Boho D, Rzanny M, Wäldchen J, Nitsche F, Deggelmann A, Wittich HC, et al. Flora Capture: a citizen science application for collecting structured plant observations. *BMC Bioinformatics.* 2020;21:576. [DOI] [PubMed] [PMC]
111. Cho S, Kim T, Jung DH, Park SH, Na Y, Ihn YS, et al. Plant growth information measurement based on object detection and image fusion using a smart farm robot. *Comput Electron Agr.* 2023;207:107703. [DOI]
112. Ngugi LC, Abelwahab M, Abo-Zahhad M. Recent advances in image processing techniques for automated leaf pest and disease recognition – A review. *IPA.* 2021;8:27–51. [DOI]

113. Rzanny M, Seeland M, Wäldchen J, Mäder P. Acquiring and preprocessing leaf images for automated plant identification: understanding the tradeoff between effort and information gain. *Plant Methods*. 2017;13:97. [DOI] [PubMed] [PMC]
114. Hasan MM, Uddin AFMS, Akhond MR, Uddin MJ, Hossain MA, Hossain MA. Machine Learning and Image Processing Techniques for Rice Disease Detection: A Critical Analysis. *Int J Plant Biol*. 2023;14: 1190–207. [DOI]
115. Jung M, Song JS, Shin AY, Choi B, Go S, Kwon SY, et al. Construction of deep learning-based disease detection model in plants. *Sci Rep*. 2013;13:7331. [DOI] [PubMed] [PMC]
116. Lee U, Chang S, Putra GA, Kim H, Kim DH. An automated, high-throughput plant phenotyping system using machine learning-based plant segmentation and image analysis. *PLoS One*. 2018;13:e0196615. [DOI] [PubMed] [PMC]
117. Hati AJ, Singh RR. Artificial Intelligence in Smart Farms: Plant Phenotyping for Species Recognition and Health Condition Identification Using Deep Learning. *AI*. 2021;2:274–89. [DOI]
118. Mahlein A. Plant Disease Detection by Imaging Sensors - Parallels and Specific Demands for Precision Agriculture and Plant Phenotyping. *Plant Dis*. 2016;100:241–51. [DOI] [PubMed]
119. Ngongoma MSP, Kabeya M, Moloji K. A Review of Plant Disease Detection Systems for Farming Applications. *Appl Sci*. 2023;13:5982. [DOI]
120. Klompenburg TV, Kassahun A, Catal C. Crop yield prediction using machine learning: A systematic literature review. *Comput Electron Agr*. 2020;177:105709. [DOI]
121. Susanti R, Nofendra, R, Zaini, Suhaimi MSA, Rusydi MI. The Use of Artificial Neural Networks in Agricultural Plants. *AJEEET*. 2023;2:62–8. [DOI]
122. Zaji A, Liu Z, Xiao G, Sangha JS, Ruan Y. A survey on deep learning applications in wheat phenotyping. *Appl Soft Comput*. 2020;13:109761. [DOI]
123. Kaul M, Hill RL, Walthall C. Artificial neural networks for corn and soybean yield prediction. *Agr Syst*. 2005;85:1–18. [DOI]
124. Demilie WB. Plant disease detection and classification techniques: a comparative study of the performances. *J Big Data*. 2024;11:5. [DOI]
125. Boger Z. Artificial Neural Networks Methods for Identification of the Most Relevant Genes from Gene Expression Array Data. *Proc Int Jt Conf Neural Netw*. 2023;4:3095–100. [DOI]
126. Rodríguez F, Arahall MR, Berenguel M. Application of Artificial Neural Networks for Greenhouse Climate Modelling. In: 1999 European Control Conference; 1999 31 August–03 September; Karlsruhe, Germany. IEEE; 2001. pp. 2096–101. [DOI]
127. Escamilla-García A, Soto-Zarazúa GM, Toledano-Ayala M, Rivas-Araiza E, Gastélum-Barrios A. Applications of Artificial Neural Networks in Greenhouse Technology and Overview for Smart Agriculture Development. *Appl Sci*. 2020;10:3835. [DOI]